



Brownsburg High School Winter Guard Contest February 10, 2024



IMPORTANT - SHARE WITH YOUR PARENTS, FANS, DRIVERS:
OUR GOOGLE MAPS/ GPS ADDRESS IS **1000 S. Odell, Brownsburg, IN 46112**

No food or drink may be brought into the building. No coolers will be allowed.

CONSTRUCTION NOTE

Brownsburg High School is under significant construction, which will slightly impact the interior flow of the contest and parking. The MOST SIGNIFICANT impact our current construction project has on this contest is the capacity in the gym. We do not anticipate this being much of a problem as IHSCGA and Brownsburg staff have worked to create a schedule with this in mind, but we do still have a limit, per the Fire Marshal, on how many individuals can be in the gym at one time. Should we reach the capacity limit, we will no longer allow spectators in the gym.

IN ORDER TO MAINTAIN CAPACITY AT THE APPROPRIATE LEVELS, WE NEED FOR YOUR COLOR GUARD TO DEPART BROWNSBURG HIGH SCHOOL ONCE THEY ARE DONE PERFORMING AND THEIR AWARDS CEREMONY IS COMPLETE.

Depending on spectator attendance, guards may or may not be able to enter the gym to watch other groups in their class perform. This will be a case-by-case decision throughout the day. Regardless, we will have monitors in the cafeteria/home room area showing the competition.

Should we reach capacity in the gym during awards or a performance you wish to see, the event will be live streamed. It can be seen on TV's around the building and on your mobile device at BCSC.TV

GUARD CHECK IN

Guards will be dropped off at the South Entrance, Door 4. Make sure the director of your unit is present to identify the free admissions and check in. Extra student prop tickets are \$3. Extra Adult prop tickets are \$10.

BUS PARKING

All busses and trailers will park west of the school outside Door 6. Parking volunteers will direct groups to this lot after dropping off/unloading at Door 4.

Once your unit has completed their performance, they may load their tarp, props, etc. After the awards ceremony for your class, your unit must vacate the homeroom area. No exceptions!! Again, please depart Brownsburg High School when your group is finished for the day.

DIRECTOR PARKING

Director parking will be south of Door 4; please see the map.

GENERAL SPECTATOR ADMISSION

Tickets may be purchased just inside Door 1 and Door 4. Wristbands will be used. No admission will be allowed to the gym without a wristband.

HOMEROOMS

Homeroom areas will be in the cafeteria. Please do not leave valuables in the homeroom area. Dressing Rooms are located in the following areas: At check-in, restroom located by cafeteria and classrooms located by cafeteria. Follow signs.

****Once your group is finished performing and awards have concluded, you must vacate the cafeteria area!***

GYM. TIMELINE. WARM-UP. ETC.

If your ensemble has performed at Brownsburg in the past, the gym setup will be different than previous years. Please see the map and “gym flow” explanation below. If you have any questions or need assistance, please do not hesitate to ask any of our workers.

Warm-ups will be located in our rehearsal facility. There will be a dividing line for each group. Please stay within your allotted area so groups can move in and out.

GYM FLOW

In the past, the performers have performed facing the north side of the gym. This year, performers will face south.

Performers will enter the gym at the back, side 2. Performers will exit the gym at the front, side 1. See the attached map.

HOSPITALITY ROOM

Hospitality for directors, instructors and drivers will be located in the LGI Room (LGI B) next to the cafeteria. **This area is for Directors, instructors and drivers only!!**

PROPS

Prop unloading: Props will be unloaded on the south end of the building, Door 4; this is the same door used for guard/director check-in.

If you are using larger props, you CAN unload at Door 15B near the warm-up room, which is closer to the gym entrance. ***Please contact us in advance so we can prepare for the day.***

Prop loading: When the group has performed all students, equipment, props, etc., will exit Door 6. **If you have extra large props, Door 6 is still your easiest exit.**

CRITIQUE

Critique will be in the hospitality area (LGI A – enter by Door 6) following the final performance of the day.

QUESTIONS?

Chris Kaflik
Director of Bands
School 317-852-2258 Ext. 1823
Cell / Text – 317-341-5013
ckaflik@brownsburg.k12.in.us

OR contact:

Chris Paulson
Director of Bands
School – 317-852-2258 Ext. 1819
cpaulson@brownsburg.k12.in.us

BROWNSBURG GUARD SHOW

BUS AND TRUCK DRIVER AND SPECTATOR PARKING INFORMATION

Bus Drivers

Unload at DOOR 4. See provided maps.

Parking for busses/trailer/truck: Lot outside Door 6.

Students may load busses with uniforms, equipment once their performance time is completed. All groups **MUST** leave campus once their awards ceremony is complete.

Driver Hospitality room is in the LGI Room near the Cafeteria and Door 6.

Prop Trucks and Drivers

Prop unloading: South of the School at Door 4 when you check-in.

*Oversized props: Unload at door 15B – **Advanced Notice Required**

Prop loading: When the group has performed all students, equipment, props, etc., will exit Door 6.
If you have EXTRA LARGE PROPS – Door 6 is still your easiest exit.

General Information for All Drivers

Everyone (even prop volunteers) must have an IHSCGA director lanyard or paid wristband for admission to the gym.

The Director / Staff Hospitality in the LGI room is for guard directors, TEACHING staff and drivers only with IHSCGA lanyards. All others will be asked to leave. These are IHSCGA policies. Thank you.

We have several spectator parking areas that can be seen on the “spectator, bus, truck, staff, prop parking” attachment. **ALL SPECTATORS ENTER DOOR 1 or DOOR 4.**

Should you end up parking in the overflow parking area northwest of campus (by the stadium), follow the sidewalks south of the stadium and south toward the high school building. Then enter Door 1. It’s a little bit of a walk, but an easy in and out for parking. We will not discourage parking on the grass on east side of Odell Street (south of Tilden/north of Sycamore), or parking on Sycamore Street (east of Odell, in the neighborhood).

IHSCGA Brownsburg

Fan and Parent Information

DIRECTIONS TO BROWNSBURG: IF YOU ARE USING A GPS DEVICE OR GOOGLE MAPS, USE 1000 S. Odell, Brownsburg, IN 46112

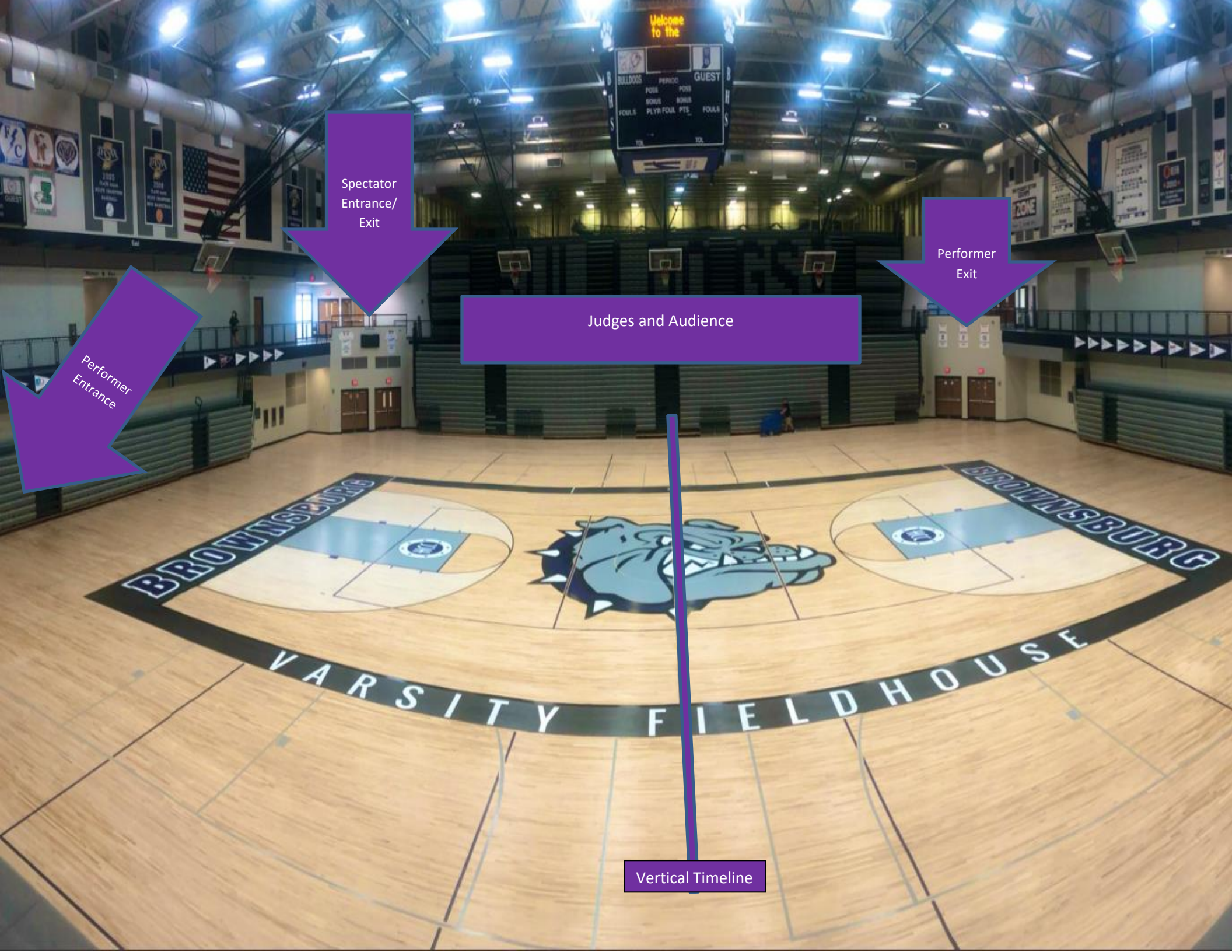
SPECTATOR PARKING: Main Spectator Parking is east and south of Brownsburg High School; please see the map. In the event that these lots fill to capacity, overflow parking will be north of the school and west of the stadium. Please note, parking in the north and west lots will be a long walk to Door 1.

SPECTATOR ENTRANCE: NORTH SIDE OF THE BUILDING. DOOR 1 and DOOR 4.

WRISTBANDS: WE WILL BE USING A WRISTBAND SYSTEM FOR ADMISSION TO THE GYM. Lost wristbands will not be replaced.

NO FOOD OR DRINK OR COOLERS MAY BE CARRIED INTO THE BUILDING.

BROWNSBURG HIGH SCHOOL AND SURROUNDING CAMPUS IS A NON-SMOKING FACILITY/CAMPUS.



Spectator
Entrance/
Exit

Performer
Exit

Performer
Entrance

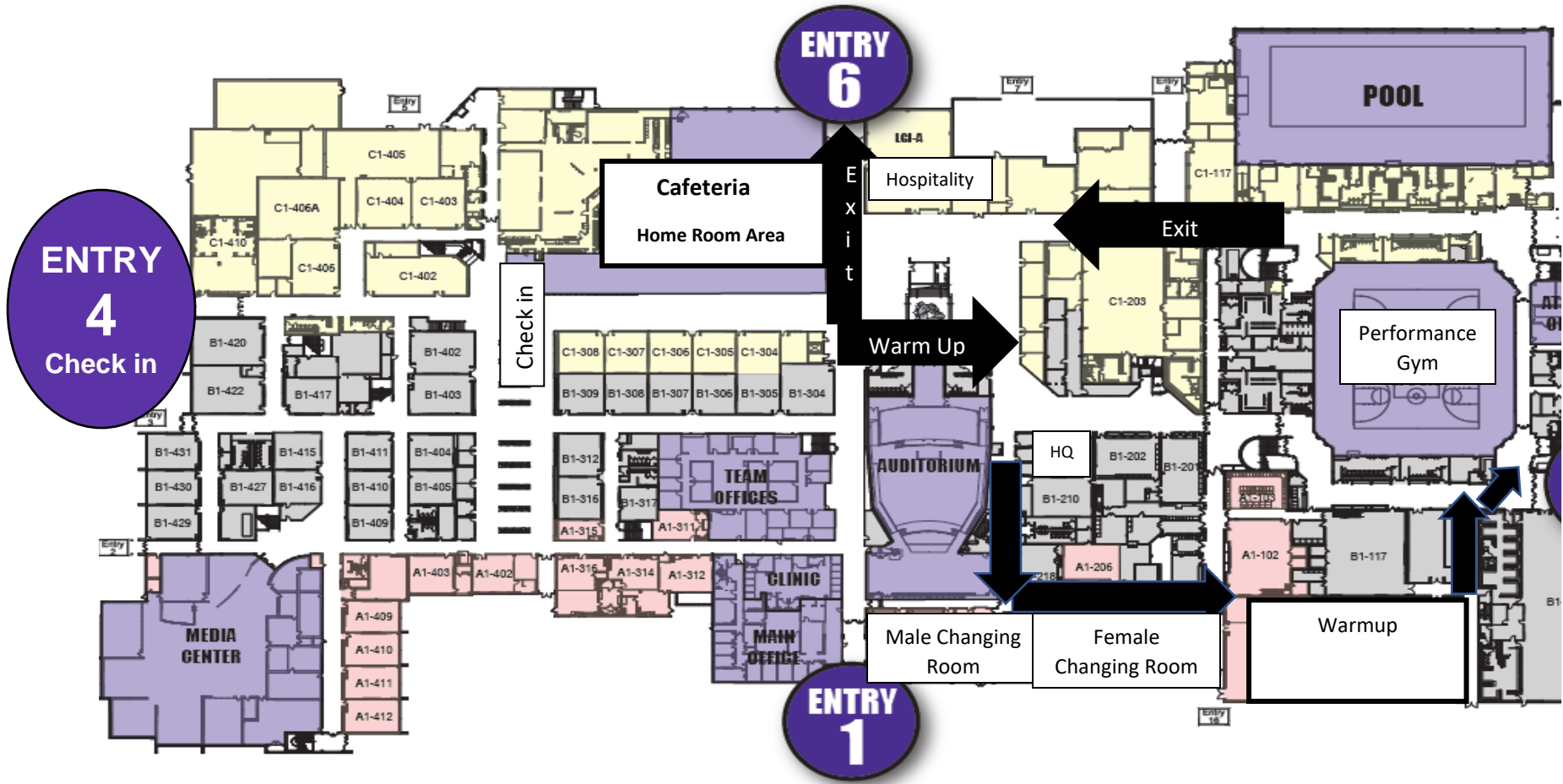
Judges and Audience

Vertical Timeline



BROWNSBURG HIGH SCHOOL FIRST FLOOR

Contest Flow



Performer Entry and check-in will be at Door 4. Students & equipment will be dropped off at Door 4. Then buses, trucks, etc., move to their school's designated area.

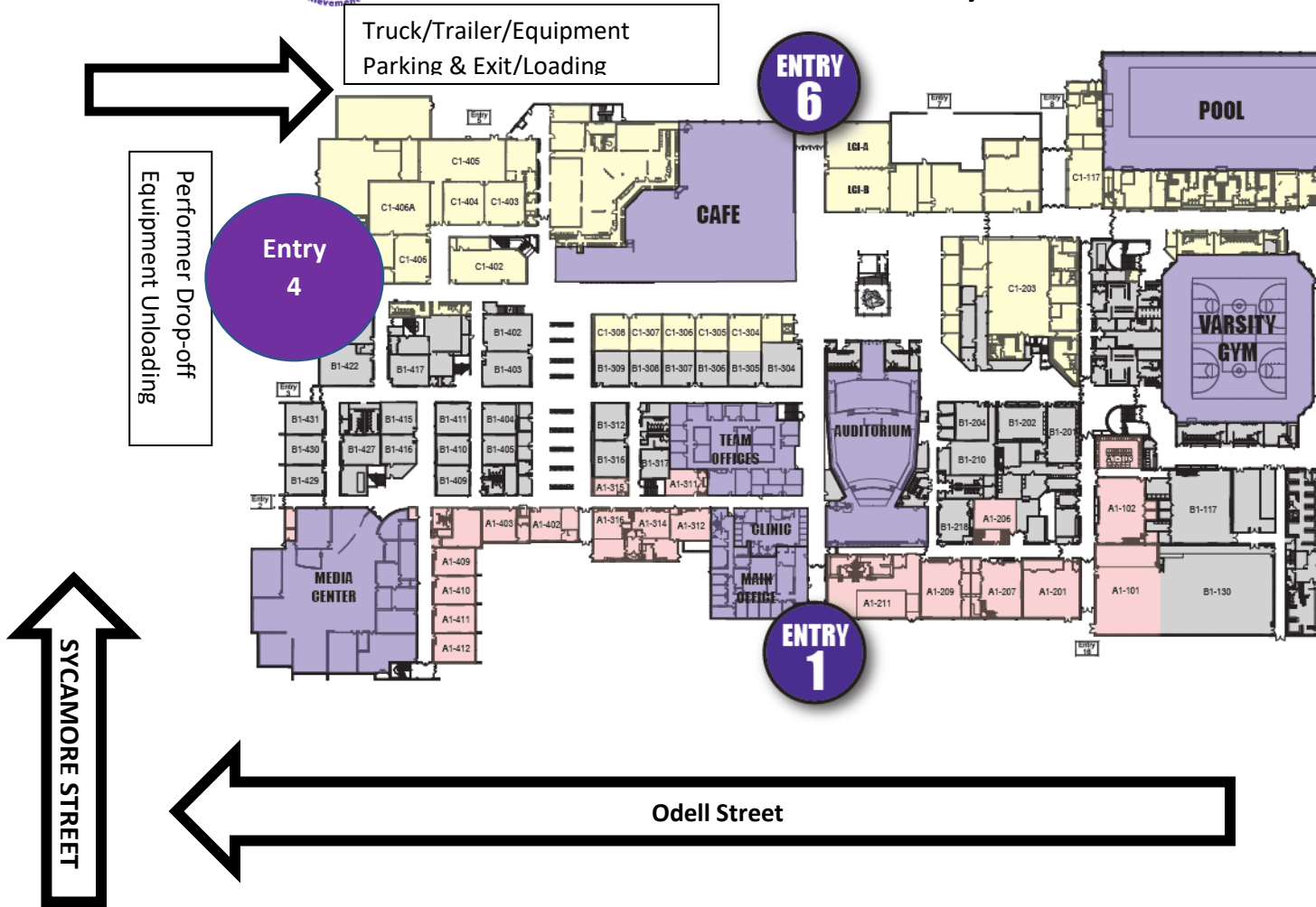
Spectator entry will be through Door 1 and Door 4. Tickets will be available just inside each door.

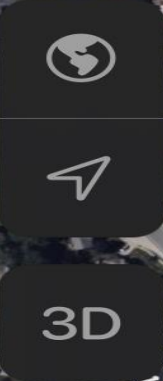


BROWNSBURG HIGH SCHOOL

FIRST FLOOR

*BUS/TRAILER PARKING





Overflow parking

No parking
Construction

No parking
Construction

Large prop
loading

Door
1

Spectator
Parking

Bus/Truck
Parking

Bus/Truck
Parking

Door
6

Handicap
Parking

Spectator
Parking

Door
4

Director &
Spectator
Parking

Volunteer
Parking

Spectator
Parking

71°
AQI 28

FOR BROWNSBURG CONTEST:

Please read the tips below to help make your set-up/tear-down successful. Please understand that the interval time is actually intended to be for you to enter the gym, set up, perform, tear down and be over the time line out. However, you have some “overlap” time from the group ahead of you, but ONLY if you know how to utilize the time to your advantage.

PRO- TIP #1 – This step happens at your home gym after your last rehearsal. Have all students stand on the right side of the floor (from your perspective at the front) and fan fold the tarp to the right. Put the cart at the Guard enter location and then fan fold the floor onto the cart.

PRO- TIP #2- Have the tarp be the FIRST thing into the gym and have enough people to immediately pull the tarp from the cart and then open to the timeline. (It typically only takes 2 to pull it off the cart) Remember you do not have to wait for anything except the door to the gym to open. Once that happens you should get as much as you can get done (without running over the group exiting) props can get in the door and spread across the back to the timeline and on the side.

PRO-TIP #3 – Immediately after the performance is over make sure students know that they are moving ALL things (Props, Equipment) to their right (and off) of the floor so they can go to the left and pull the tarp to the right to get that first fold across the timeline.

PRO-TIP #4- Don't be afraid to ask other groups for help with your tarp! Most kids are eager to make friends and help each other out!

